



MDL65-SX-W6

65W



FEATURES

- Meet DOE Level VI and EU Tier 2 Efficiency Compliant
- No load Power consumption < 150mW
- 3-pole IEC320-C14 AC inlet, Class I
- 2 MOPP; Suitable for BF application and Isolation Voltage 5,656 VDC
- Touch current < 100uA
- Altitude 5,000M



Pending

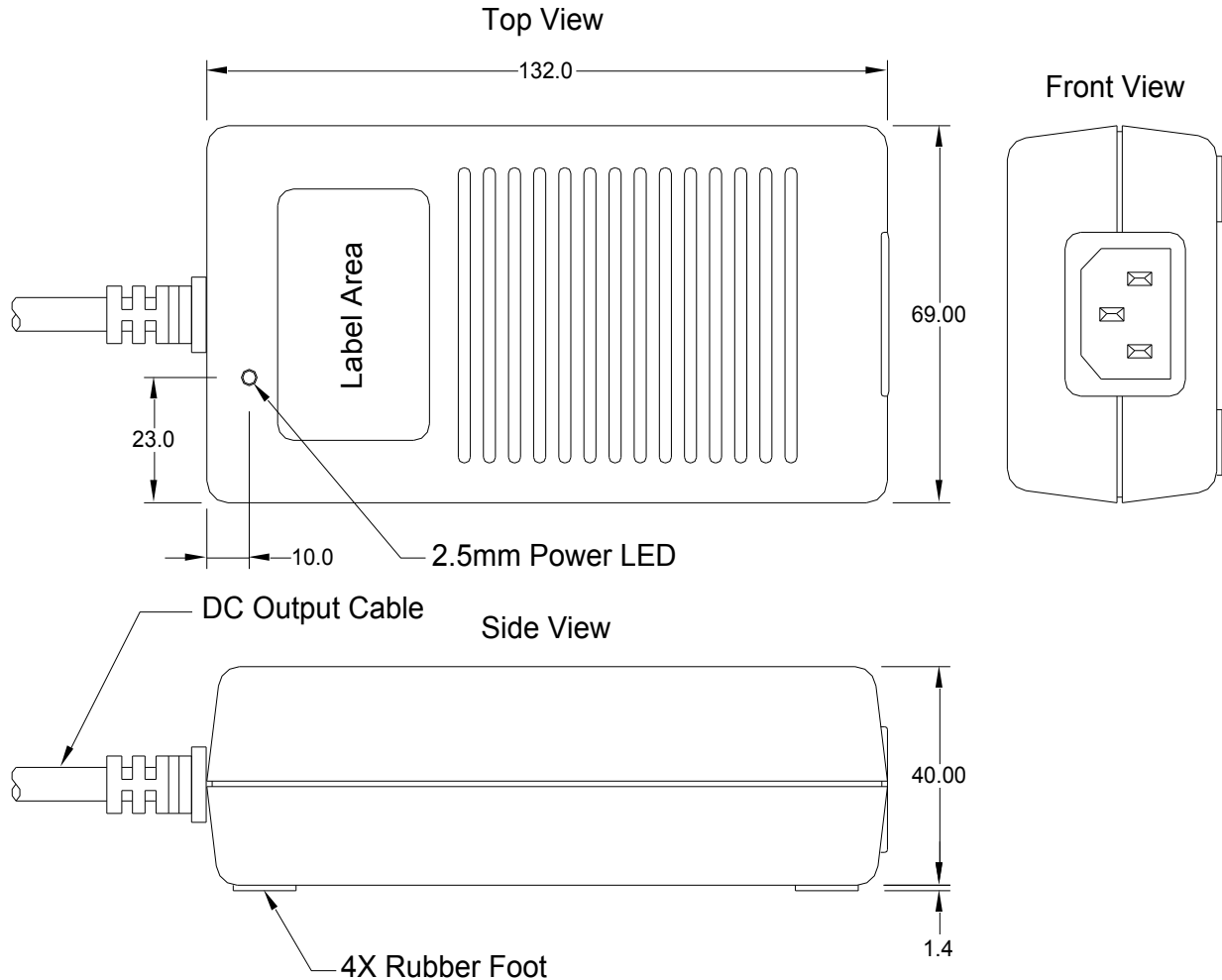
MODEL/CHANNEL		Unit	MDL65-05SX-W6	MDL65-12SX-W6	MDL65-15SX-W6	MDL65-19SX-W6
OUTPUT	Output Voltage	Vdc	5	12	15	19
	Output Current	A	8	5	4	3.42
	Output Power	W	40	60	60	65
	O/P Regulation	%	±5	±5	±5	±3
	Ripple and Noise(max.) *3	mV	120	120	150	190
MODEL/CHANNEL		Unit	MDL65-24SX-W6	MDL65-28SX-W6	MDL65-36SX-W6	MDL65-48SX-W6
OUTPUT	Output Voltage	Vdc	24	28	36	48
	Output Current	A	2.71	2.32	1.81	1.35
	Output Power	W	65	65	65	65
	O/P Regulation	%	±3	±3	±3	±3
	Ripple and Noise(max.) *3	mV	240	280	360	480
INPUT	Input Voltage	Vac	90 - 264VAC ; 47 - 63Hz			
	Input Current	A	2A @90VAC; 1A @264VAC max.			
	Inrush Current	Vac	< 50A peak @115VAC; < 90A peak @230VAC cold start @25°C (Except +5V model)			
	Efficiency	%	> 89% @average load, 115/230VAC (Except +5V model)			
Protection	Over Load Protection	-	Auto-recovery			
	Over Voltage Protection	-	latch off			
	Short Circuit Protection	-	Auto-recovery			
Environmental Agencies	Safety (Pending)	-	UL/c-UL 60601-1 3.1 rd Edition CB IEC EN60601-1 3.1 rd Edition TUV EN60601-1 3.1 rd Edition			
	EMC Standard	-	EN60601-1-2 IEC60601-1-2 Ed4:2014 FCC Part 18 Class B EN55011 Class B CE			
Environment	Operating Temperature	-	-20 to +60°C (Derate linearly 2.5% per °C from 51 to 60°C)			
	Storage Temperature	-	-20°C to +85°C			
	Humidity	%	10% ~ 90%			
	MTBF demonstrated	H	> 100,000 hours at full load and 25°C ambient temperature(Base on MIL-HDBK-217F)			
Dimension	Size(WxHxD) / Weight	mm/g	L132 x W69 x H40 mm/0.39 kgs			





Dimension Diagram (mm)

65W



- Note:
1. AC Inlet : IEC320-C14
 2. Power ON LED
 3. Plastic Case Color : Black
 4. Tolerance : $\pm 0.5\text{mm}$
 5. Unit : mm

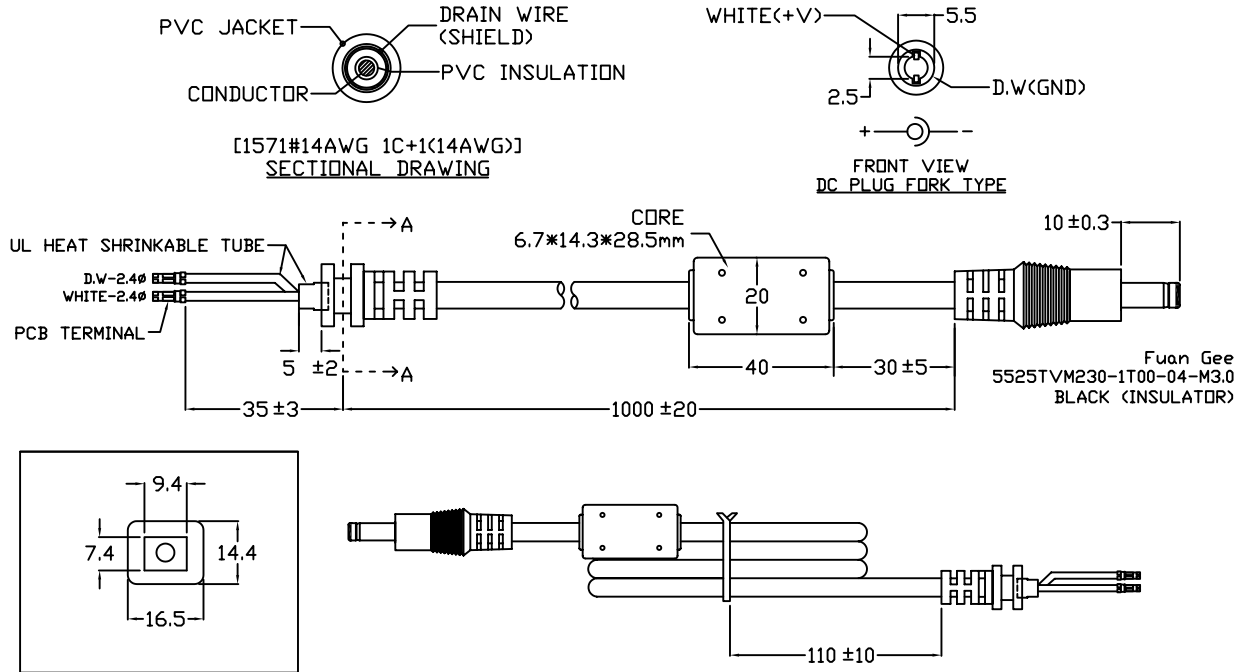
1. AWM 1185#16AWG 1C+SHIELDING, UL 80°C 300V VW-1, 1000mm.
2. AWM 1571#14~16AWG 1C+SHIELDING, UL 80°C 300V VW-1, 1000mm.
3. AWM 1571#14AWG 1C+SHIELDING, UL 80°C 300V VW-1, 600mm.(+5V model)
4. Depends on customers requirements.





5, 12, 28VDC

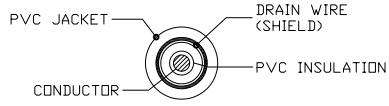
65W



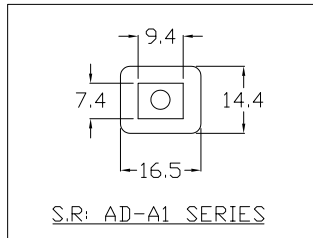
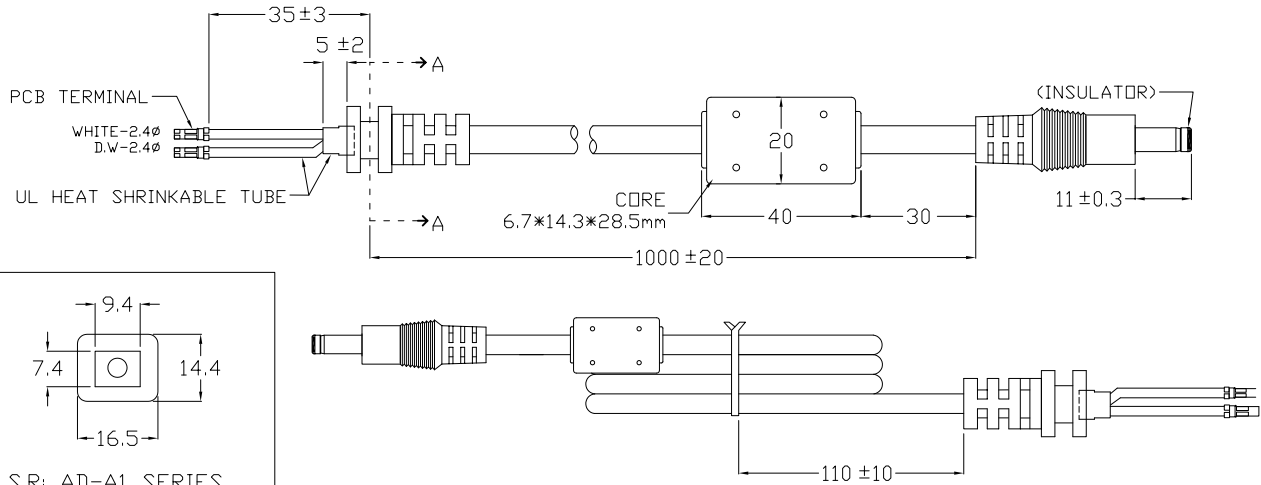
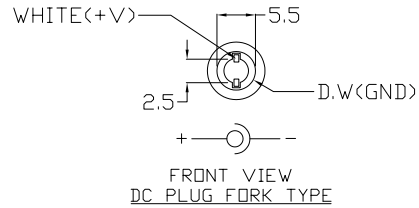


15, 19, 24VDC

65W



[1185#16AWG 1C+1(16AWG)]
SECTIONAL DRAWING



SECTION A-A





36 & 48VDC

65W

