


1.0A SURFACE MOUNT SCHOTTKY BARRIER RECTIFIER
 PowerDI®323

Features


- Ultra-Small Surface Mount Package
- Guard Ring Die Construction for Transient Protection
- High Surge Capability
- **Lead Free Finish, RoHS Compliant (Note 1)**
- **"Green" Molding Compound (No Br, Sb)**
- **Qualified to AEC-Q101 Standards for High Reliability**

Mechanical Data

- Case: PowerDI®323
- Case Material: Molded Plastic, "Green" Molding Compound. UL Flammability Classification Rating 94V-0
- Moisture Sensitivity: Level 1 per J-STD-020D
- Polarity: Cathode Band
- Terminals: Finish - Matte Tin annealed over Copper leadframe. Solderable per MIL-STD-202, Method 208
- Marking Information: See Page 3
- Ordering Information: See Page 3
- Weight: 0.006 grams (approximate)



Top View



Bottom View

Maximum Ratings @T_A = 25°C unless otherwise specified

Single phase, half wave, 60Hz, resistive or inductive load.
 For capacitance load, derate current by 20%.

Characteristic	Symbol	Value	Unit
Peak Repetitive Reverse Voltage	V _{RRM}	30	V
Working Peak Reverse Voltage	V _{RWM}		
DC Blocking Voltage	V _R		
RMS Reverse Voltage	V _{R(RMS)}	21	V
Average Forward Current (See also figure 4)	I _{F(AV)}	1.0	A
Non-Repetitive Peak Forward Surge Current 8.3ms Single Half Sine-Wave Superimposed on Rated Load	I _{FSM}	22	A

Thermal Characteristics

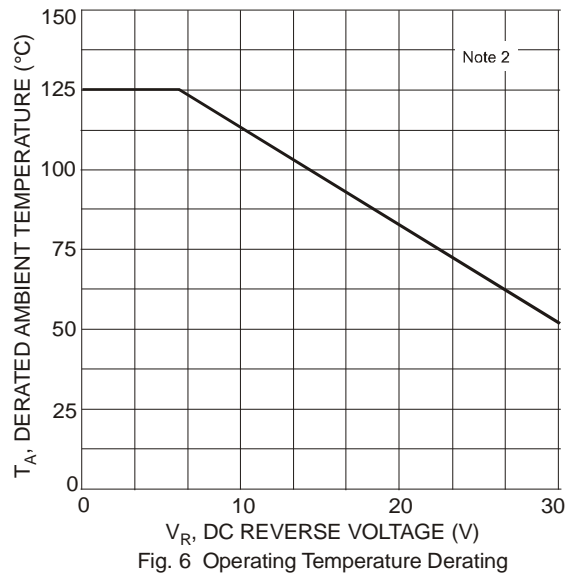
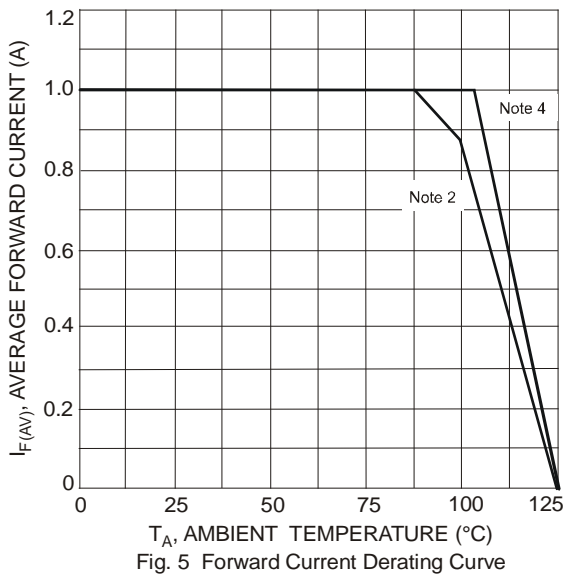
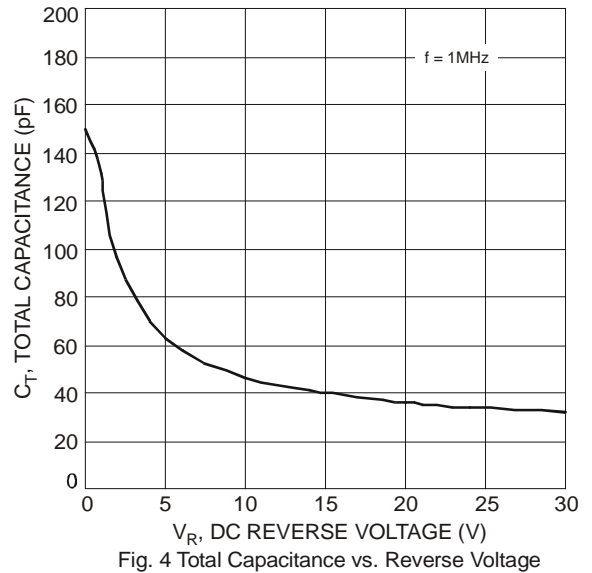
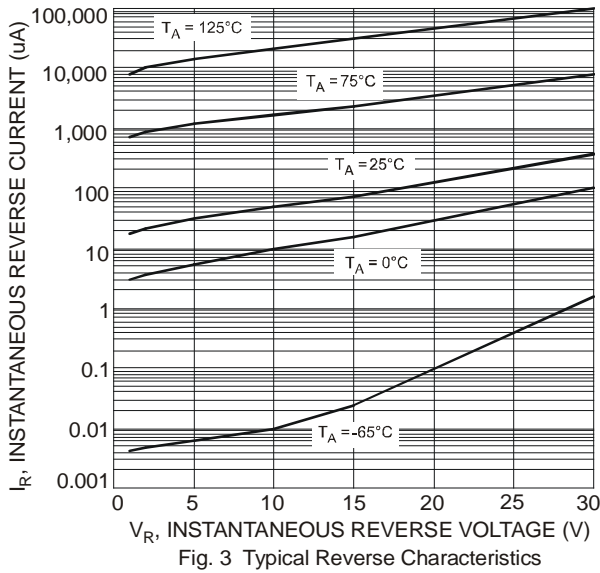
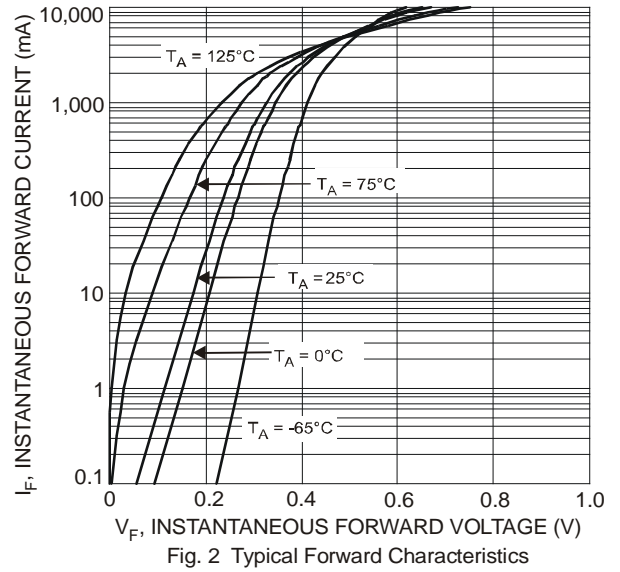
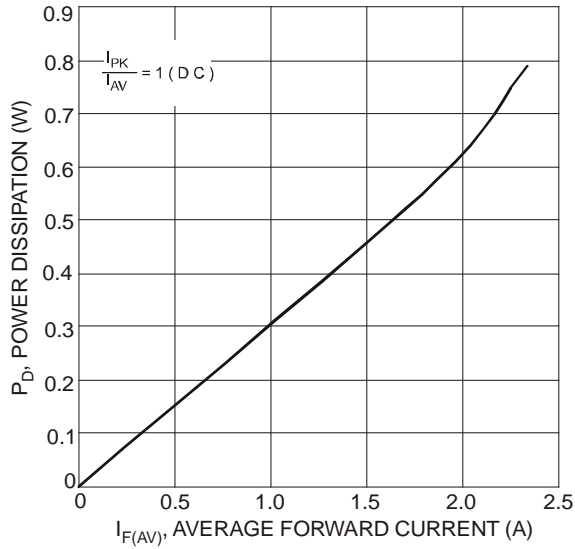
Characteristic	Symbol	Typ	Max	Unit
Thermal Resistance Junction to Soldering Point	R _{θJS}	—	6.0	°C/W
Thermal Resistance Junction to Ambient Air (Note 2)	R _{θJA}	177	—	°C/W
Operating Temperature Range	T _J	-65 to +125		°C
Storage Temperature Range	T _{STG}	-65 to +150		°C

Electrical Characteristics @T_A = 25°C unless otherwise specified

Characteristic	Symbol	Min	Typ	Max	Unit	Test Condition
Reverse Breakdown Voltage (Note 3)	V _{(BR)R}	30	—	—	V	I _R = 1.5mA
Forward Voltage	V _F	—	0.25	0.33	V	I _F = 0.1A
		—	0.33	0.37		
		—	0.39	0.42		
Leakage Current (Note 3)	I _R	—	40	250	μA	V _R = 5V, T _A = 25°C
		—	0.37	1.5		
Total Capacitance	C _T	—	40	—	pF	V _R = 10V, f = 1.0MHz

- Notes:
1. EU Directive **2002/95/EC** (RoHS). All applicable RoHS exemptions applied, see *EU Directive 2002/95/EC Annex Notes*.
 2. FR-4 PCB, 2 oz. Copper, minimum recommended pad layout per <http://www.diodes.com/datasheets/ap02001.pdf>. T_A = 25°C.
 3. Short duration pulse test used to minimize self-heating effect.

PowerDI is a registered trademark of Diodes Incorporated.



Notes: 4. Polyimide PCB, 2 oz. Copper, minimum recommended pad layout per <http://www.diodes.com/datasheets/ap02001.pdf>.

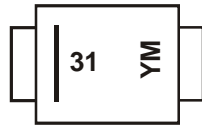
PowerDI is a registered trademark of Diodes Incorporated.

Ordering Information (Note 5)

Part Number	Case	Packaging
PD3S130L-7	PowerDI [®] 323	3000/Tape & Reel

Notes: 5. For packaging details, go to our website at <http://www.diodes.com/datasheets/ap02007.pdf>.

Marking Information



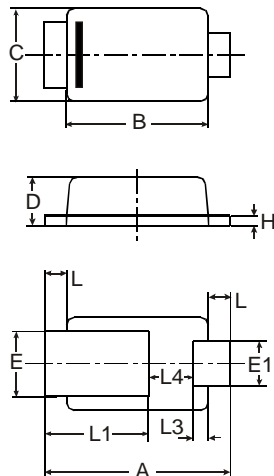
31 = Product Type Marking Code
 YM = Date Code Marking
 Y = Year (ex: T = 2006)
 M = Month (ex: 9 = September)

Date Code Key

Year	2006	2007	2008	2009	2010	2011	2012
Code	T	U	V	W	X	Y	Z

Month	Jan	Feb	Mar	Apr	May	Jun	Jul	Aug	Sep	Oct	Nov	Dec
Code	1	2	3	4	5	6	7	8	9	O	N	D

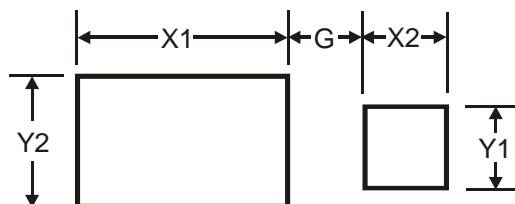
Package Outline Dimensions



PowerDI [®] 323			
Dim	Min	Max	Typ
A	2.40	2.60	2.50
B	1.85	1.95	1.90
C	1.20	1.30	1.25
D	0.60	0.70	0.65
E	0.78	0.98	0.88
E1	0.50	0.70	0.60
H	0.08	0.18	0.13
L	0.20	0.40	0.30
L1	—	—	1.40
L3	—	—	0.20
L4	0.40	0.80	0.60

All Dimensions in mm

Suggested Pad Layout



Dimensions	Value (in mm)
G	0.5
X1	2.0
X2	0.8
Y1	0.8
Y2	1.1

IMPORTANT NOTICE

Diodes Incorporated and its subsidiaries reserve the right to make modifications, enhancements, improvements, corrections or other changes without further notice to any product herein. Diodes Incorporated does not assume any liability arising out of the application or use of any product described herein; neither does it convey any license under its patent rights, nor the rights of others. The user of products in such applications shall assume all risks of such use and will agree to hold Diodes Incorporated and all the companies whose products are represented on our website, harmless against all damages.

LIFE SUPPORT

Diodes Incorporated products are not authorized for use as critical components in life support devices or systems without the expressed written approval of the President of Diodes Incorporated.

PowerDI is a registered trademark of Diodes Incorporated.