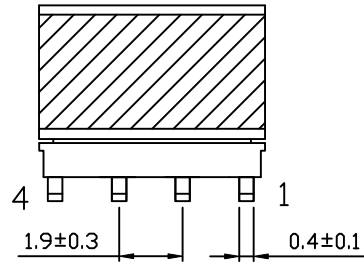
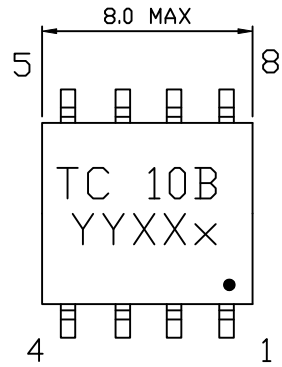


CONFIGURATION & DIMENSIONS: (mm)



ELECTRICAL SPECIFICATION: @25°C

INDUCTANCE:

L(1-4): 10uH±10% @10KHz/0.1V(short2,3)

LK(1-4): 0.25uH MAX @100KHz/0.1V

(short2,3; 5,6,7,8)

DCR: R(1-4)=0.4Ω MAX(short2,3)

R(8-5)=0.4Ω MAX(short6,7)

C_{ww}: @100KHz/1.0V

C(1-8)=50pF MAX(short2,3;6,7)

HI-POT:

P-S: 1500VAC/1.0mA/1S

TURNS RATIO: @(20KHz/1V)

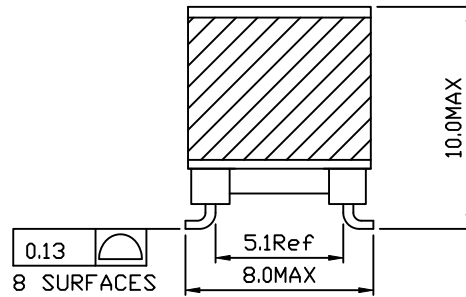
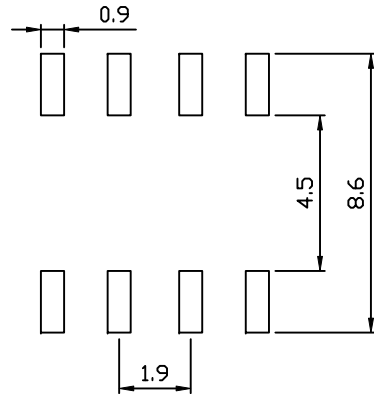
(1-4):(8-5)=1:1±2%(short2,3; short6,7)

OPERATING TEMPERATURE: -40°C to +85°C

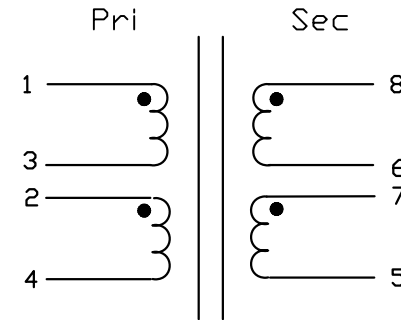
NOTE:

THIS PART IS ROHS COMPLIANT

SUGGESTED PCB LAYOUT



SCHEMATIC:



"•": START

TOL UNLESS NOTED				TITLE: SMD POWER TRANSFORMER			PART NO: YEP5S-8P10UHB					
.X: ±0.40mm					APPROVED BY	CHECKED BY	DRAWN BY		UNIT	mm	SCALE	NONE
.XX: ±0.25mm					ES	LL	JK		SHEET	1	OF	1
.XXX: ±0.10mm				01	04-30-2020	LL						
ANGLE: ±3.0°				REV	DATE	SIGN	TRIGON COMPONENTS, INC. www.trigoncomponents.com					